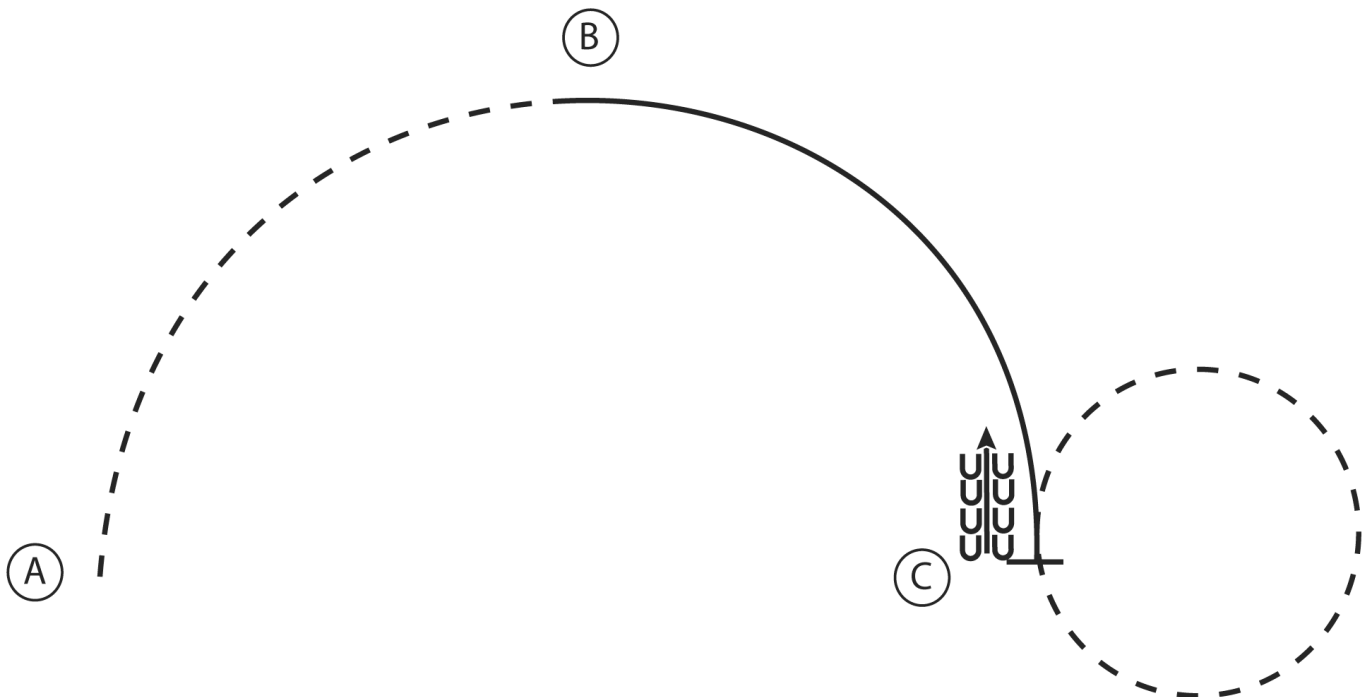


Equitation (L 1 Yth, L1 Amt, Rookie Yth & Am)

Show Date:

w w w . H o r s e S h o w P a t t e r n s . c o m

w w w . H o r s e S h o w P a t t e r n s . c o m



1. Posting trot on the left diagonal A to B
2. At B canter on the right lead to C
3. At C posting trot a circle to the left on the right diagonal
4. At C stop and back 4 steps

Walk
Trot	- - - - -
Extended Trot	- - - - -
Canter	—————
Leg Yield	
Lead Change	↘
Back	←←←←←
Marker	⊙
Sidepass	←- - - - -

[HSE/1-17]

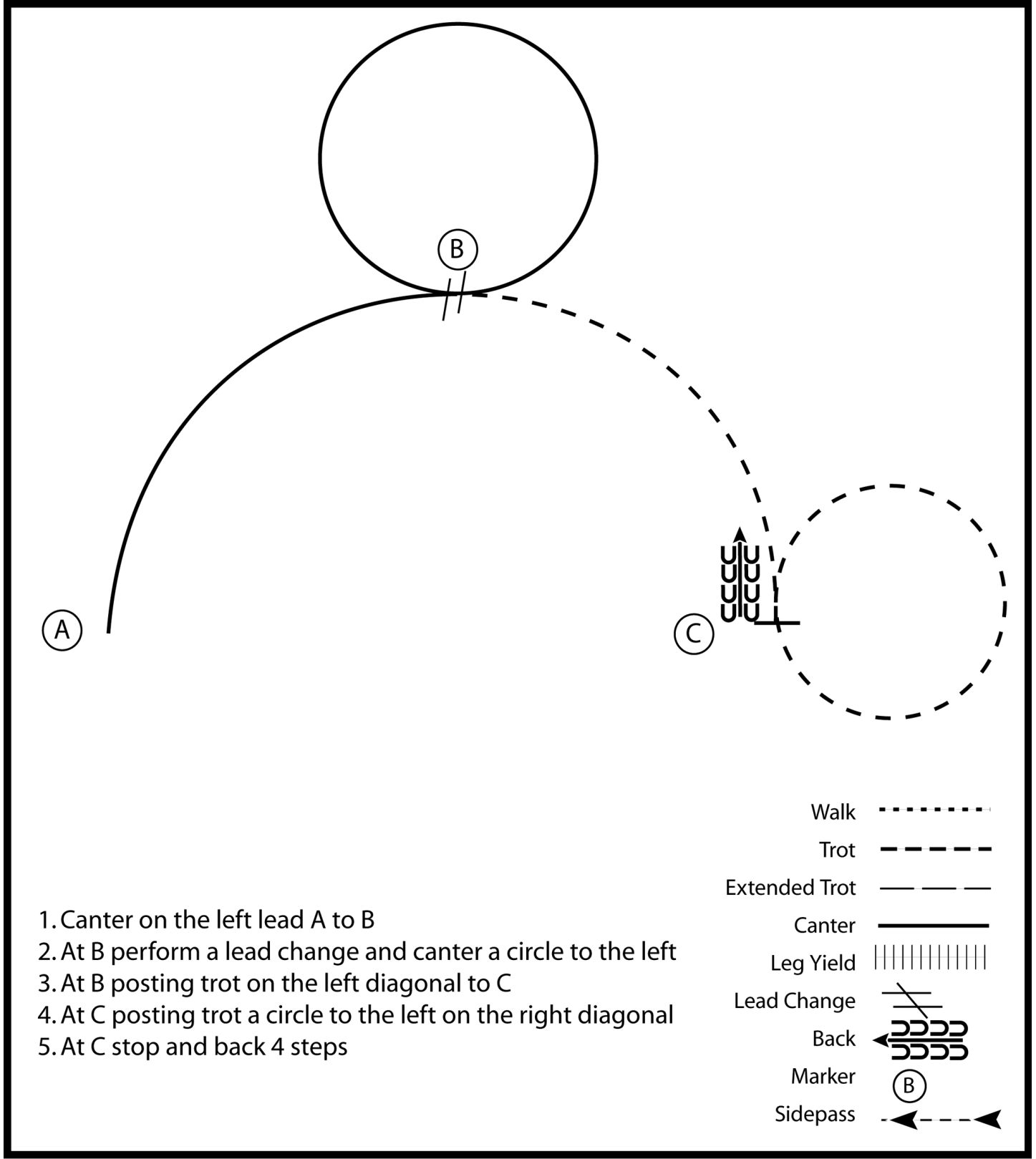
Pattern Provided by:
Judges

Equitation (Youth,, Amateur, Select)

Show Date:

w w w . H o r s e S h o w P a t t e r n s . c o m

w w w . H o r s e S h o w P a t t e r n s . c o m



1. Canter on the left lead A to B
2. At B perform a lead change and canter a circle to the left
3. At B posting trot on the left diagonal to C
4. At C posting trot a circle to the left on the right diagonal
5. At C stop and back 4 steps

Walk
Trot	- - - - -
Extended Trot	- - - - -
Canter	—————
Leg Yield	
Lead Change	↘ /
Back	←←←←← ←←←←←
Marker	⊙ (B)
Sidepass	← - - - - →

[HSE/3-19]

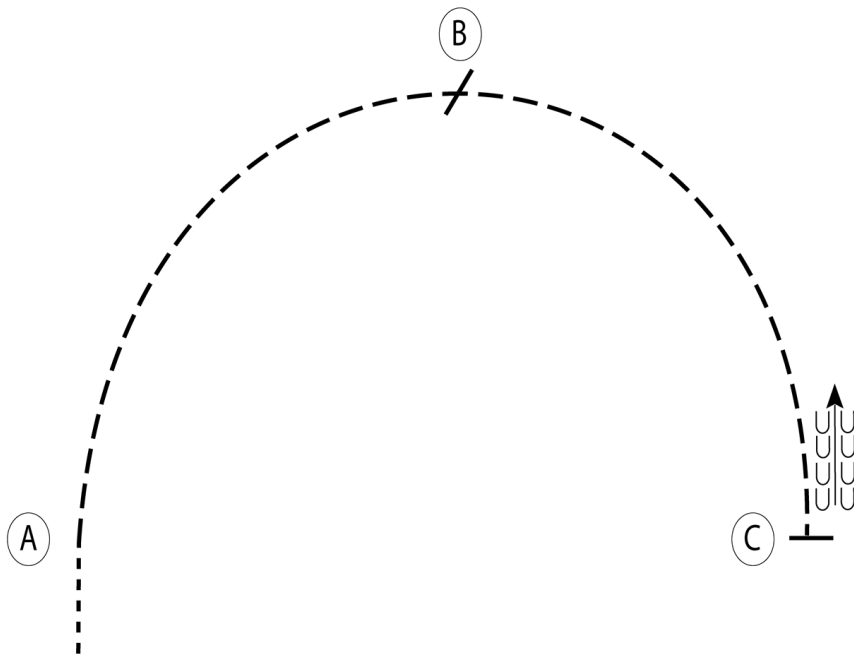
Pattern Provided by:
Judges

Equitation (Small Fry, Walk Trot Am, Walk Trot Yth)

Show Date:

w w w . H o r s e S h o w P a t t e r n s . c o m

w w w . H o r s e S h o w P a t t e r n s . c o m



Be ready before A.

1. Walk to A.
2. Trot on the left diagonal from A towards B.
3. At B, change diagonals and continue to C.
4. Stop at C and back approximately one horse length.

Follow the instructions of your ring steward.

Walk	-----
Trot	- - - - -
Extended Trot	-----
Canter	—————
Leg Yield	
Lead Change	↘
Back	←←←←←
Marker	⊙
Sidepass	←-----→
Hand Gallop	—————

[HSE/WT-36]

Pattern Provided by:

Judges