

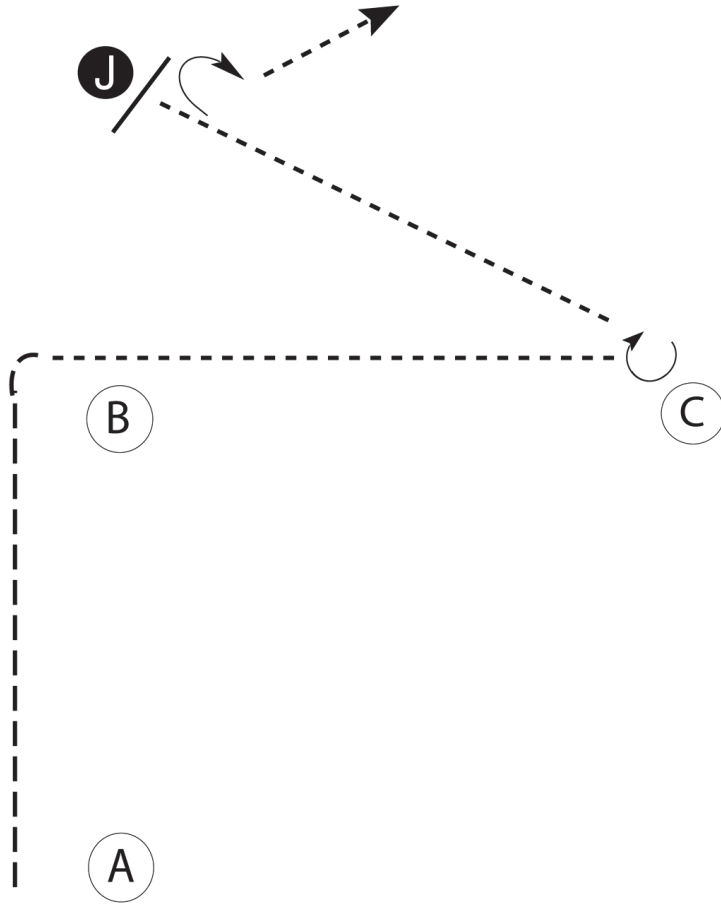
West Virginia QHA Mountain State & Breeders Futurity Show

Showmanship (Small Fry, Walk-Trot)

Show Date: 09/16-17/2017

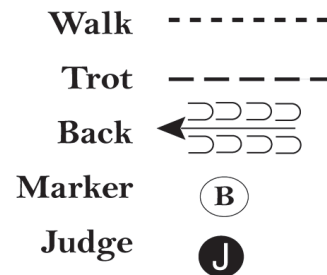
w w w . H o r s e S h o w P a t t e r n s . c o m

w w w . H o r s e S h o w P a t t e r n s . c o m



Be ready at A.

1. Trot to B.
2. Walk to C.
3. Stop at C.
4. 5/8 turn at C.
5. Walk to judge and set up for inspection.
6. When dismissed 1/4 turn and walk off.



[S/WT-20]

Pattern Provided by:

Judge(s)

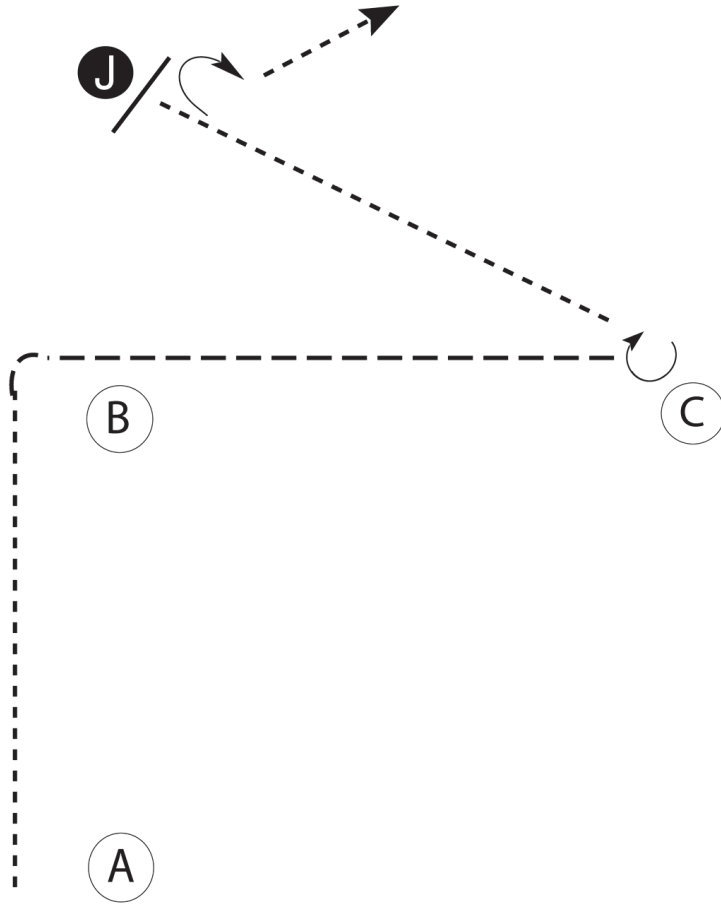
West Virginia QHA Mountain State & Breeders Futurity Show

Showmanship (L1 (Nov) Yth, L1 (Ama), Rookie Yth, Rookie Amateur)

Show Date: 09/16-17/2017

w w w . H o r s e S h o w P a t t e r n s . c o m

w w w . H o r s e S h o w P a t t e r n s . c o m



Be ready at A.

1. Walk to B.
2. Trot to C.
3. Stop at C.
4. 5/8 turn at C.
5. Walk to judge and set up for inspection.
6. When dismissed 1/4 turn and walk off.

- | | |
|--------|-----------|
| Walk | ----- |
| Trot | - - - - - |
| Back | ← |
| Marker | ⓑ |
| Judge | ⓐ |

[S/1-20]

Pattern Provided by:

Judge(s)

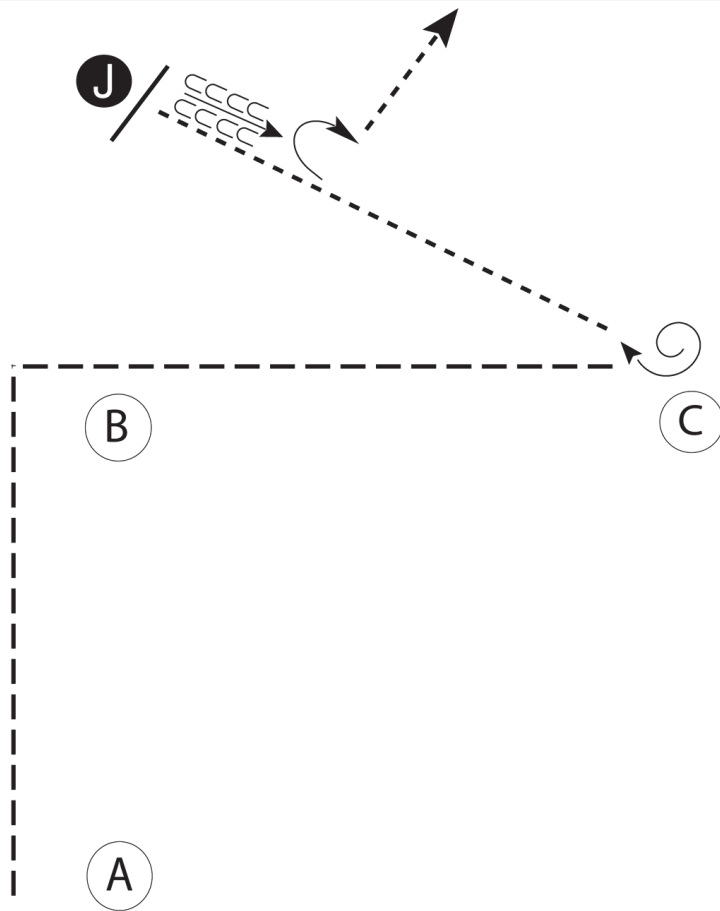
West Virginia QHA Mountain State & Breeders Futurity Show

Showmanship (Yth 13&U, Yth 14-18, Ama, Ama Select)

Show Date: 09/16-17/2017

w w w . H o r s e S h o w P a t t e r n s . c o m

w w w . H o r s e S h o w P a t t e r n s . c o m



Be ready at A.

1. Trot to B.
2. Trot the corner at B and continue to trot to C.
3. Stop at C.
4. $1 \frac{5}{8}$ turn at C.
5. Walk to judge and set up for inspection.
6. When dismissed, back one horse length.
7. $1/4$ turn and walk off.

Walk	-----
Trot	- - - - -
Back	←
Marker	Ⓟ
Judge	Ⓝ

[S/2-20]

Pattern Provided by:

Judge(s)

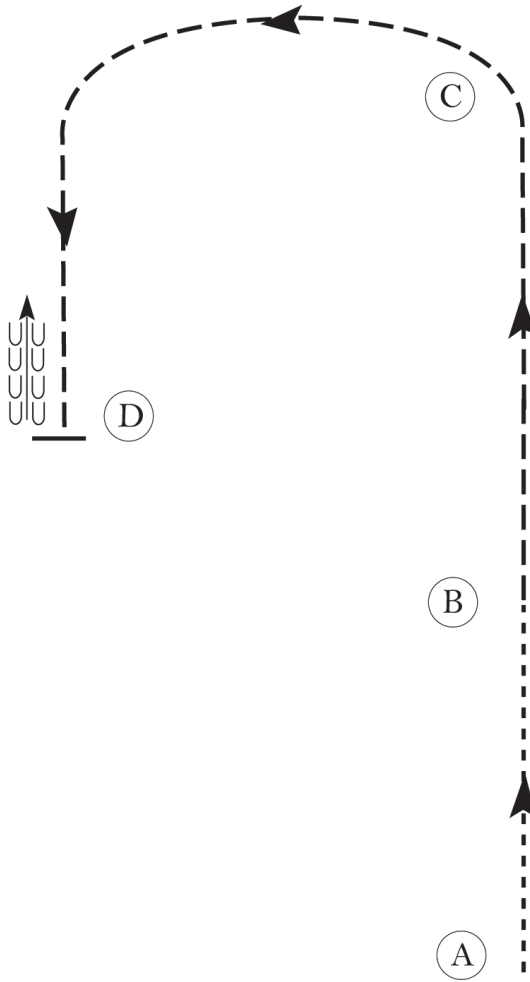
West Virginia QHA Mountain State & Breeders Futurity Show

Hunt Seat Equitation (Small Fry, Walk-Trot)

Show Date: 09/16-17/2017

w w w . H o r s e S h o w P a t t e r n s . c o m

w w w . H o r s e S h o w P a t t e r n s . c o m



Be ready at A.

1. Walk from A to B.
2. Posting trot on the right diagonal from B to C.
3. At C, change diagonals and trot to D.
4. Stop and back approximately one horse length at D.

Exit at a sitting trot.

Walk	-----
Trot	- - - - -
Extended Trot	— — — — —
Canter	—————
Leg Yield	
Lead Change	— / —
Back	← ← ← ← ←
Marker	(B)
Sidepass	← — — — — →
Hand Gallop	— — — — —

[HSE/WT-22]

Pattern Provided by:

Judge(s)

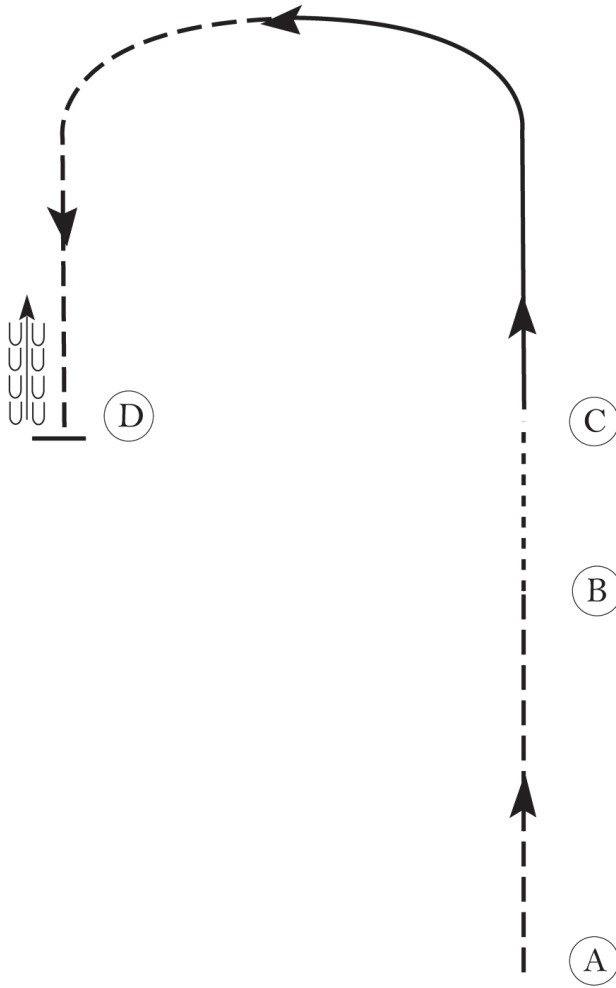
West Virginia QHA Mountain State & Breeders Futurity Show

Int Seat Equitation (L1 (Nov) Yth, L1 (Ama), Rookie Yth, Rookie Amateur)

Show Date: 09/16-17/2017

w w w . H o r s e S h o w P a t t e r n s . c o m

w w w . H o r s e S h o w P a t t e r n s . c o m



Be ready at A.

1. Posting trot on the left diagonal from A to B.
2. Walk from B to C.
3. Left lead canter at C.
4. When at the top of the arc, transition to a posting trot on the right diagonal to D.
5. Stop and back approximately one horse length at D.

Exit at a sitting trot.

Walk	-----
Trot	- - - - -
Extended Trot	— — — — —
Canter	—————
Leg Yield	
Lead Change	↙ ↘
Back	← ← ← ← ←
Marker	⊙
Sidepass	← — — — — →
Hand Gallop	— — — — —

[HSE/1-20]

Pattern Provided by:

Judge(s)

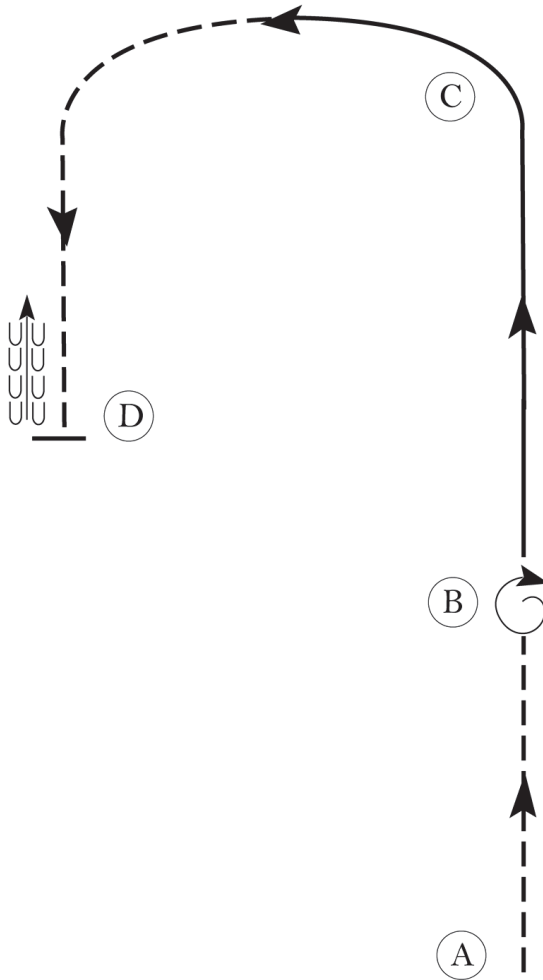
West Virginia QHA Mountain State & Breeders Futurity Show

Hunt Seat Equitation (Y13&U Y14-18, Ama, Ama Sel)

Show Date: 09/16-17/2017

www.HorseShowPatterns.com

www.HorseShowPatterns.com



Be ready at A.

1. Posting trot on the left diagonal from A to B.
2. Stop at B and turn on the forehand 360 degrees to the right.
3. At B, canter on the right lead.
4. At the top of the arc, transition to the posting trot to D.
5. Stop and back approximately one horse length at D.

Exit at a sitting trot.

Walk	-----
Trot	- - - - -
Extended Trot	— — — — —
Canter	—————
Leg Yield	
Lead Change	↙ ↘
Back	← ← ← ← ←
Marker	(B)
Sidepass	← — — — — →
Hand Gallop	— — — — —

[HSE/2-22]

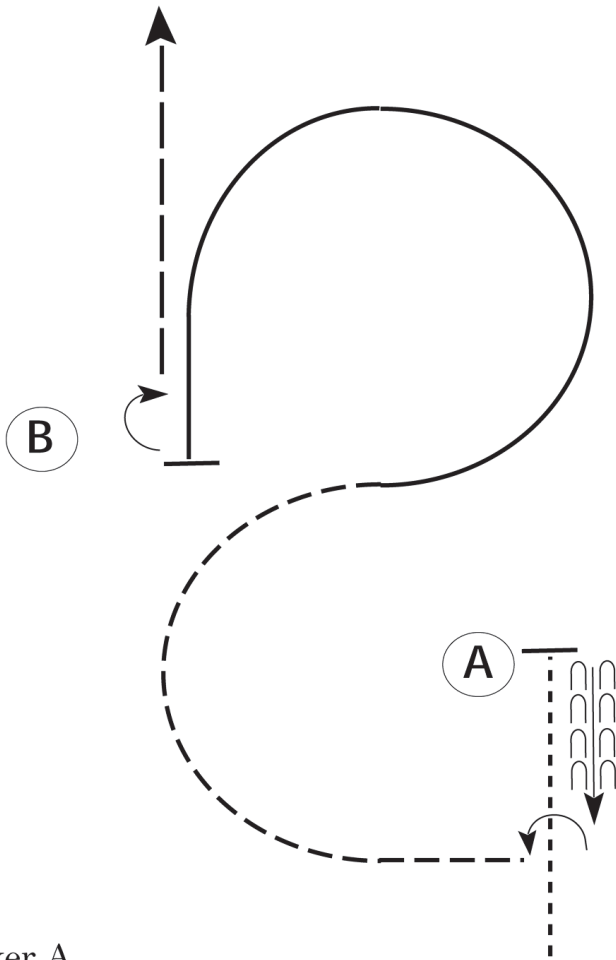
Pattern Provided by:

Judge(s)

West Virginia QHA Mountain State & Breeders Futurity Show

Western Horsemanship (L1 (Nov) Yth, L1 (Ama), Rookie Yth, Rookie Amat

Show Date: 09/16-17/2017



Be ready before marker A.

1. Walk to A.
2. Stop and back approximately one horse length.
3. Execute a 1/4 turn to the left and jog a half circle.
4. Lope on the left lead to B.
5. Stop at B and execute a 1/2 turn to the right.
6. Extend the jog to exit.

Follow the instructions of your ring steward.

Walk	-----
Jog	- - - - -
Extended Jog	— — — —
Lope	—————
Leg Yield	
Lead Change	— / —
Back	← ⊂ ⊂ ⊂ ⊂ ⊂ ⊂
Marker	⊙ B
Sidepass	← — — — — — →

w w w . H o r s e S h o w P a t t e r n s . c o m

w w w . H o r s e S h o w P a t t e r n s . c o m

[WH/1-68]

Pattern Provided by:

Judge(s)

